

Grab, Count and Compare

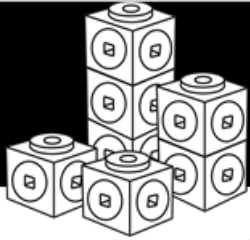
Materials

- Manipulatives (lego, cheerios, buttons etc.)
- Paper/pencil or whiteboard and whiteboard markers
- Trace 2 hands on paper or print template



Directions: Students grab and count 2 groups of manipulatives (i.e., counting cubes), count and write how many. They record the numbers on the sentence stem provided at the bottom of the page. Then, they compare which group is greater or less than with their partner.

Before doing this activity, review counting strategies with students. Ask and model how to keep track of how many objects you have while you count (i.e., "I can line it up and say each number as I move the objects" or "I can move the objects and count." This will help them make sure they are counting correctly.





GRAB, COUNT AND COMPARE



_____ is greater than _____.

_____ is less than _____